



READ THIS GUIDE TO UNDERSTAND:

- How to become a bidder on GDT Pulse
- How to log in to the GDT Pulse Auction Website
- Where to access GDT Pulse pre-auction supply information
- Key differences between a GDT Events Trading Event & a GDT Pulse Auction
- GDT Pulse training resources available
- GDT contact details for assistance and more information

HOW TO BECOME A BIDDER ON GDT PULSE

Initially, the GDT Pulse trial is offering one product specification: *Fonterra Whole Milk Powder Regular, Contract Period 2*.

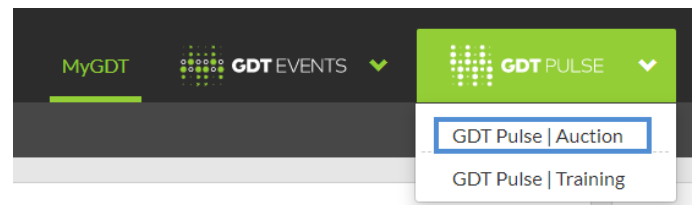
If you have eligibility to purchase *Fonterra, Contract Period 2* on GDT Events, you will automatically be able to participate as a bidder on GDT Pulse.

- To read more about Fonterra and their products and contact details, visit [here](#).
- <https://www.globaldairytrade.info/en/gdt-events/gdt-events-sellers-and-products/nzmp>
- To read more about becoming a bidder on GDT Events, visit [here](#).
- <https://www.globaldairytrade.info/en/gdt-events/become-a-bidder-on-gdt-events/>

HOW TO LOG IN TO THE GDT PULSE AUCTION WEBSITE

Log in via MyGDT, the home for all GDT services.

- From www.globaldairytrade.info, click on **'Login to MyGDT'**
- Log in using your own individual MyGDT login (email address) and password
- You do not need a different login or password
- Hover over GDT Pulse, and two options will appear
- Click on **GDT Pulse | Auction** to go to the live Auction Website, which will open 48 hours before a GDT Pulse Auction



The Auction Website is open 48 hours before each GDT Pulse Auction. You can view pre-auction information and submit auto-bids during this time.


When the GDT Pulse Auction starts, you can submit manual bids.

WHERE TO ACCESS GDT PULSE PRE-AUCTION SUPPLY INFORMATION

GDT Pulse pre-auction supply information will be posted as a bidder announcement on the homepage of the GDT Events Bidder Portal four days before each GDT Pulse Auction.

Log in via MyGDT, the home for all GDT services.

- From www.globaldairytrade.info, click on **'Login to MyGDT'**
- Log in using your own individual MyGDT login (email address) and password
- Hover over GDT Events, and three options will appear
- Click on **GDT Events | Portal** to access the Bidder Portal
- Under Announcements for bidders you will find a link to view the latest GDT Pulse Pre-Auction Supply Information.



Below is an example of a GDT Pulse announcement in the GDT Events Bidder Portal:

The screenshot shows the GDT Events Bidder Portal interface. At the top, there is a navigation bar with tabs: Home (highlighted), Events, All My Results, Training, and Go to Auction site. Below the navigation bar, there are two event cards. The 'Previous event' card shows 'Event 307' on '3 May 2022' at '12:00 UTC' with a 'View my results >' button and a link to 'See more events >'. The 'Next event' card shows 'Event 308' on '17 May 2022' at '12:00 UTC' with a 'View previous event's forecasts' link and a link to 'See more events >'. Below the event cards, there is a section titled 'Announcements for bidders' containing a blue-bordered box with the text: 'GDT Pulse Auction PA001 - Fonterra Pre-Auction Supply Information' dated '18 Apr 2022', and a link 'Fonterra Co-operative Group announcement for the next GDT Pulse Auction is here'. To the right of this box, there is a link for 'Bidding account details' with the subtext 'Primary contact name'.

KEY DIFFERENCES BETWEEN A GDT EVENTS TRADING EVENT & A GDT PULSE AUCTION

Initially, the GDT Pulse trial will offer auctions on alternate weeks between GDT Trading Events for a trial period of six to twelve months.

Below is a summary table of key differences between a GDT Events Trading Event, and a GDT Pulse Auction during the trial period:

Item	GDT Events	GDT Pulse
Frequency	Twice per month (1st & 3rd Tuesday)	Alternate weeks to GDT Trading Events
Auction Start Time	12:00 UTC	12:00 UTC
Bidding rounds	<ul style="list-style-type: none"> 12-16 rounds of up to 5 minutes 5-minute End of Round periods 	<ul style="list-style-type: none"> 5-10 rounds of 2-minute duration 30 second End of Round period
Bidding options	~100 offerings across 6 CPs and 6 sellers	1 offering: Fonterra WMP Regular CP2
Total duration	Average 2 hours:15 minutes	Average 15-30 minutes
Offer quantity	428k MT WMP Reg in FY21	500MT-1000MT per auction
Published prices	GDT and NZX websites, live data on GDT Insight	Initially GDT website only (no live data on GDT Insight)

After the trial period, GDT will assess the merit of GDT Pulse and the future potential for more frequent price discovery from Global Dairy Trade.

GDT Pulse Auction View:

Due to only one product offering, the GDT Pulse Auction Website will display similar to below:

The screenshot shows the GDT Pulse Auction Website interface. At the top, there is a header with 'GDT PULSE | AUCTION' and 'PA-003'. On the right, there is a 'GDT PULSE' dropdown menu and a 'Bidder:' field with a dropdown arrow. Below the header, there is a navigation bar with 'Round 1 | Starts in 34m:35s' and 'Total bid: 0 Eligibility: 200'. On the right of the navigation bar, there are icons for help, analytics, calendar, mail, download, and a 'Submit' button. Below the navigation bar, there is a section for 'WMP - Fonterra NZ: NZ Regular' with a 'Contract 2 | 08/2022' and an 'Auto' toggle. The current price is '\$3,500 /MT'. Below the price, there is a 'Bid Range: 1-200 MT' and a table for bidding. The table has two columns: 'Quantity (MT)' and 'Price (\$/MT)'. There are two rows of input fields, both currently showing '0'. Below the table, there is a '+ Add Row' button and a help icon.

Auction website functionality remains the same across the two service lines, but your General Settings can be customised for each.

For the first GDT Pulse Auction, user settings will be copied over from GDT Events (i.e., Copy Bid settings). From that point on, any changes users make in GDT Pulse will only be applied to GDT Pulse and any changes in GDT Events will only be applied to GDT Events.

There is no GDT Helpdesk phone line during a GDT Pulse Auction:

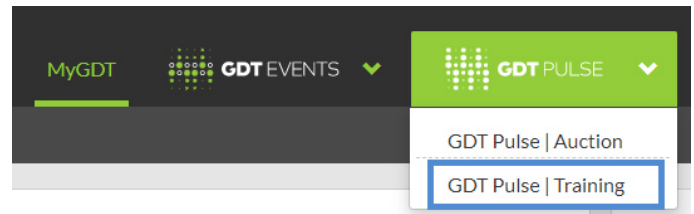
- Due to the shorter auction duration, there is no GDT Helpdesk phone line available. Please email GDT at gdpulse@globaldairytrade.info for help before or after a live GDT Pulse Auction.

GDT PULSE TRAINING RESOURCES AVAILABLE

All the GDT Pulse training materials are available on the GDT Pulse Training Resources page.

Log into MyGDT, go to the GDT Pulse tab and select '**Training**' from the drop-down to learn more about the GDT Pulse trial and how to participate in a GDT Pulse Auction.

For detailed information on MyGDT, the Bidder Portal and Auction Website functionality, please refer to the [GDT Events Training Resources Page](#).



GDT CONTACT DETAILS FOR ASSISTANCE AND MORE INFORMATION

GDT has a dedicated GDT Pulse team that can be contacted via email at gdpulse@globaldairytrade.info.

Please save this email address to your address book to ensure you receive important communications and assistance when required.

FOR MORE INFORMATION

Refer to the GDT Pulse Training Resources page or email us at gdpulse@globaldairytrade.info

